

A COMPLETE
PRODUCT PORTFOLIO TO
**TREAT COMPLEX
CORONARY LESIONS**



PUSHING BOUNDARIES

Terumo Interventional Systems is **committed to your success** with innovative procedural solutions and ongoing support for your most challenging cases.

We are relentlessly seeking new ways to help you apply effective solutions and achieve **better outcomes for more patients.**



COMPLEX PCI SOLUTIONS

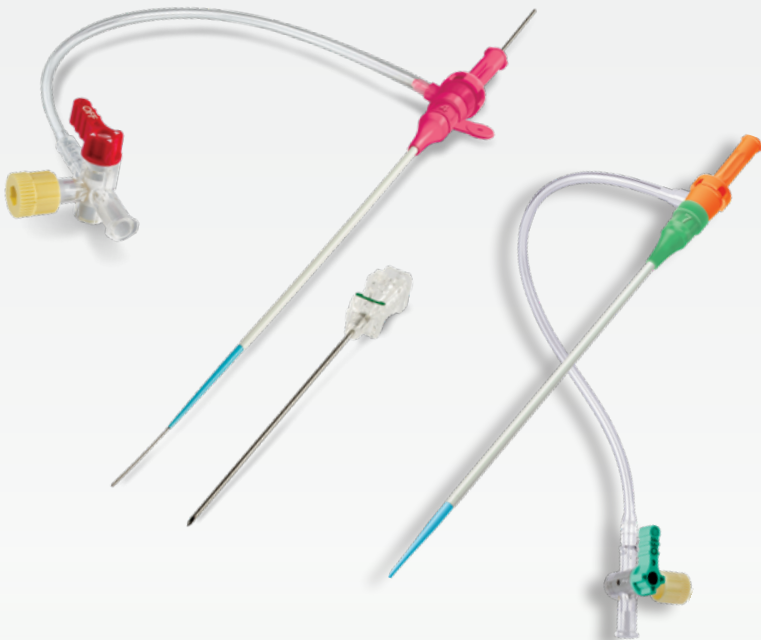
SIMPLIFY THE COMPLEX

Complex coronary artery disease is becoming more common, and can lead to challenges in treatment. Factors that contribute to categorizing a lesion as complex include severe calcification, location, and extreme tortuosity.

Given the challenges in treating coronary artery disease, it is especially important for physicians to be confident in choosing the correct tools.

ACCESS

PINNACLE® PRECISION
Access System



GLIDESHEATH SLENDER®
Hydrophilic Coated Introducer Sheath



OPTITORQUE®
Coronary Diagnostic Catheters
Use for diagnostic procedures

TARGET AND INTERVENE

HEARTRAIL®
Guiding Catheter

TAKERU®
PTCA Balloon Dilation Catheter

RUNTHROUGH® NS EXTRA FLOPPY
Coronary Guidewire

RUNTHROUGH® NS IZANA™
Coronary Guidewire (white)

RUNTHROUGH® NS IZANA™
Coronary Guidewire (white)

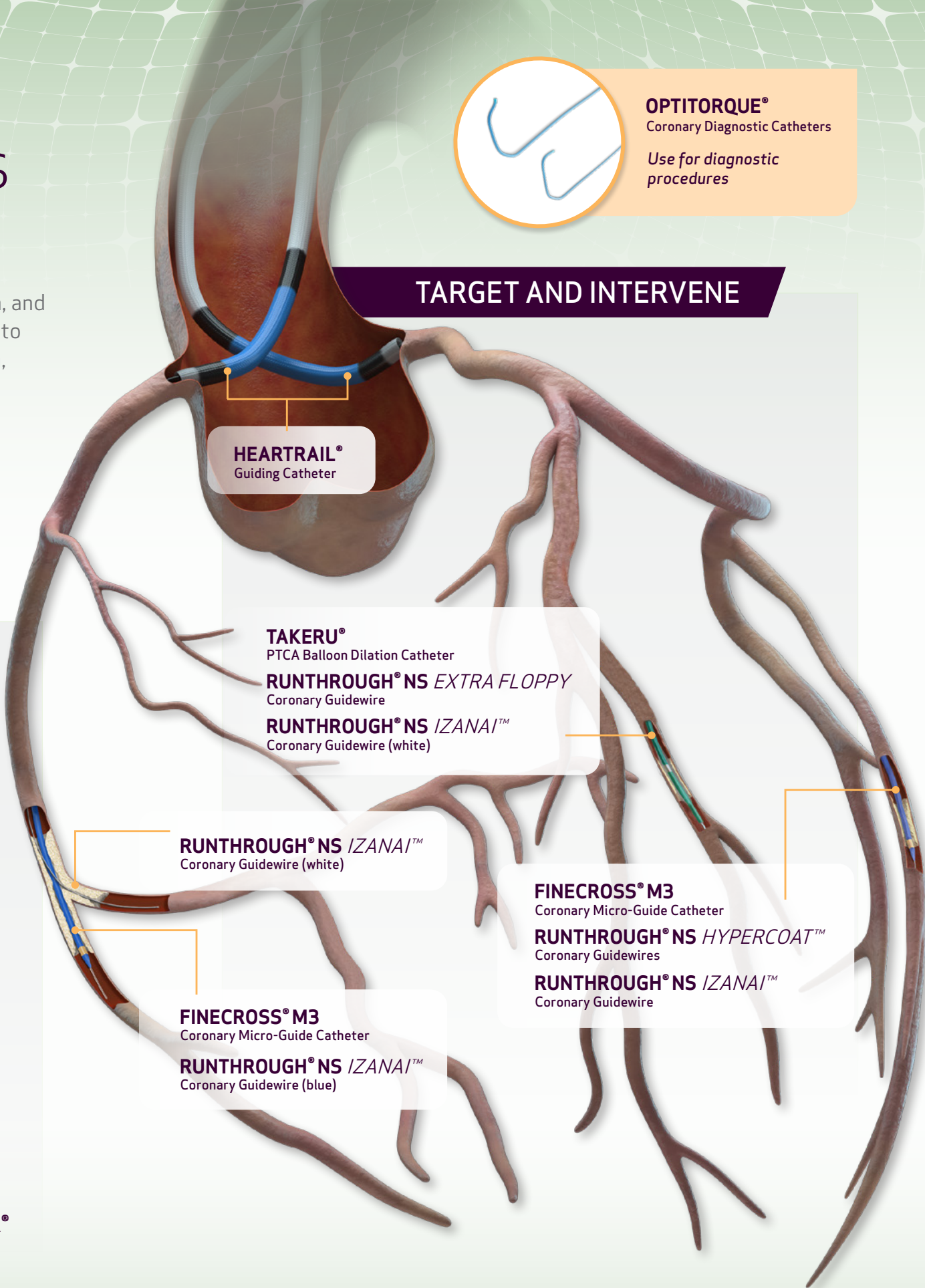
FINECROSS® M3
Coronary Micro-Guide Catheter

RUNTHROUGH® NS IZANA™
Coronary Guidewire (blue)

FINECROSS® M3
Coronary Micro-Guide Catheter

RUNTHROUGH® NS HYPERCOAT™
Coronary Guidewires

RUNTHROUGH® NS IZANA™
Coronary Guidewire



FROM ACCESS TO CLOSURE

INNOVATION WITH INTENT

Our coronary procedural devices provide reliable access and closure, navigate through tortuous anatomy, and cross and treat complex lesions to improve patient outcomes.

CLOSE

TR BAND®

Radial Compression Device



ANGIO-SEAL® VIP

Vascular Closure Device




PRODUCT INFORMATION

	LENGTH	SIZE	SHAPE
SHEATHS			
GLIDESHEATH™ Introducer Sheath	10cm, 16cm, 25cm	4 Fr, 5 Fr, 6 Fr	Straight
GLIDESHEATH SLENDER® Introducer Sheath	10cm, 16cm	5 Fr, 6 Fr, 7 Fr	Straight
PINNACLE® Introducer Sheath (Standard/TIF Tip)	10cm, 25cm	4 Fr, 5 Fr, 6 Fr, 7 Fr, 8 Fr, 9 Fr, 10 Fr, 11 Fr	Straight
PINNACLE PRECISION ACCESS SYSTEM® Sheath	10cm	4 Fr, 5 Fr, 6 Fr, 7 Fr, 8 Fr	Straight
R2P™ Destination Slender™ Guiding Sheath	75cm, 85cm, 95cm, 105cm, 119cm, 149cm	6 Fr	Straight
PINNACLE® DESTINATION® Guiding Sheath	45cm, 65cm, 90cm	5 Fr, 6 Fr, 7 Fr, 8 Fr	Straight, Hockey Stick, Multi-Purpose, RDC, LIMA
GUIDEWIRES			
GLIDEWIRE® Guidewire	80cm, 120cm, 150cm, 180cm, 260cm	0.018in, 0.025in, 0.032in, 0.035in, 0.038in	Straight, Angle, J-Tip
GLIDEWIRE® Baby-J™ Hydrophilic Coated Guidewire	180cm, 260cm	0.035in	1.5mm J-Tip
RUNTHROUGH® NS Extra Floppy Coronary Guidewire	180cm, 300cm	0.014in	Straight, Shapeable
RUNTHROUGH® NS Izanal™ Coronary Guidewire	180cm, 300cm	0.014in	Straight, Shapeable
RUNTHROUGH® NS HYPERCOAT™ Coronary Guidewire	180cm, 300cm	0.014in	Straight, Shapeable
CATHETERS			
OPTITORQUE® Coronary Diagnostic Catheter	100cm, 110cm	5 Fr, 6 Fr	Tiger, Jacky, Sarah, Pigtail, JR, JL, IM, Amplatz
HEARTRAIL® Guiding Catheter	100cm	5 Fr, 6 Fr	Ikari Left, Ikari Right, TIG Mod
FINECROSS® M3 Coronary Micro-Guide Catheter	130cm, 150cm	2.5 Fr	Straight
PRIORITYONE® Aspiration Catheter	140cm	6 Fr, 7 Fr	Straight
BALLOONS			
RX Takeru™ PTCA Balloon Dilatation Catheter	6mm-20mm, Catheter: 145cm	5 Fr, 1.5mm-4.0mm	-
OTW Takeru™ PTCA Balloon Dilatation Catheter	6mm-20mm, Catheter: 145cm	5 Fr, 1.5mm-4.0mm	-
NC Takeru™ PTCA Balloon Dilatation Catheter	8mm-21mm, Catheter: 145cm	5 Fr, 2.0mm-4.0mm	-
CLOSURE DEVICES			
TR BAND® Radial Compression Device	24cm, 29cm	Regular, Large	-
ANGIO-SEAL® Vascular Closure Device	-	6 Fr, 8 Fr	-

FIND OUT MORE

 Phone: 800.888.3786

 [terumo.com](https://www.terumo.com)

Indications:

The Angio-Seal Vascular Closure Device is indicated for use in closing and reducing time to hemostasis of the femoral arterial puncture site in patients who have undergone diagnostic angiography procedures or interventional procedures using an 8 French or smaller procedural sheath for the 8 F Angio-Seal device and a 6 French or smaller procedural sheath for the 6 F Angio-Seal device. Angio-Seal is also indicated for use to allow patients who have undergone diagnostic angiography to safely ambulate as soon as possible after sheath removal and device placement, as well as to allow patients who have undergone an interventional procedure to safely ambulate after sheath removal and device placement.

Important Safety Information:

Possible adverse events for vascular closure devices include, but are not limited to: bleeding or hematoma, AV fistula or pseudoaneurysm, infection, allergic reaction, foreign body reaction, inflammation or edema. This device should only be used by physicians with training qualifying them to perform arterial access and closure for endovascular procedures through the common femoral artery and have participated in a Terumo Medical Corporation Angio-Seal physician instruction program. **Exception (applicable to US and China only):** This device should only be used by a licensed physician (or other health care professional authorized by or under the direction of such physician) possessing adequate instruction in the use of the device, e.g., participation in an Angio-Seal physician instruction program or equivalent.

RX ONLY. Refer to the product labels and package insert for complete warnings, precautions, potential complications, and instructions for use.

©2022 Terumo Medical Corporation. All rights reserved. All brand names are trademarks or registered trademarks of their respective owners. PM-06414

